

SUNLINE TRANSIT AGENCY ACTIVE SHOOTER TRAINING

BY SERGEANT LEONARDO PERAFAN



COURSE CONTENT



- THIS 2-HOUR COURSE IS DESIGNED TO PROVIDE WITH THE BASIC INFORMATION TO HELP INCREASE YOUR SURVIVAL DURING AN ACTIVE SHOOTER INCIDENT.

WHAT TO EXPECT FROM THIS COURSE:

- HISTORICAL PERSPECTIVE ON ACTIVE SHOOTER.
- COMMONALITIES WITH ACTIVE SHOOTERS.
- HOW TO SURVIVE AN ACTIVE SHOOTER INCIDENT.

WHAT IS EXPECTED OF YOU:

- ASK QUESTIONS.
- BRING UP ISSUES.
- BE PART OF THE SOLUTION.

ACTIVE SHOOTER OVERVIEW



VIDEO

LESSONS LEARNED

- SUCH INCIDENTS DEVELOP RAPIDLY.
- SUSPECT'S ACTIONS ARE TO ONE DEGREE OR ANOTHER UNPREDICTABLE.
- PRE-INCIDENT "RED FLAGS" ARE COMMONLY PRESENT.

WHAT DOES THE FUTURE HOLD?

- EXTREME CHALLENGES TO LAW ENFORCEMENT'S TACTICS, COURAGE AND COMMITMENT.
- MORE INCIDENTS AT NEW LOCATIONS.
- SMARTER, MORE TACTICALLY AWARE SUSPECTS.
- EDUCATED SUSPECTS WHO ARE AWARE OF PAST INCIDENTS AND WANT TO ESCALATE TO NEW "HEIGHTS" OF VIOLENCE.

Mass killings in the US

Worst public shooting sprees since 1991

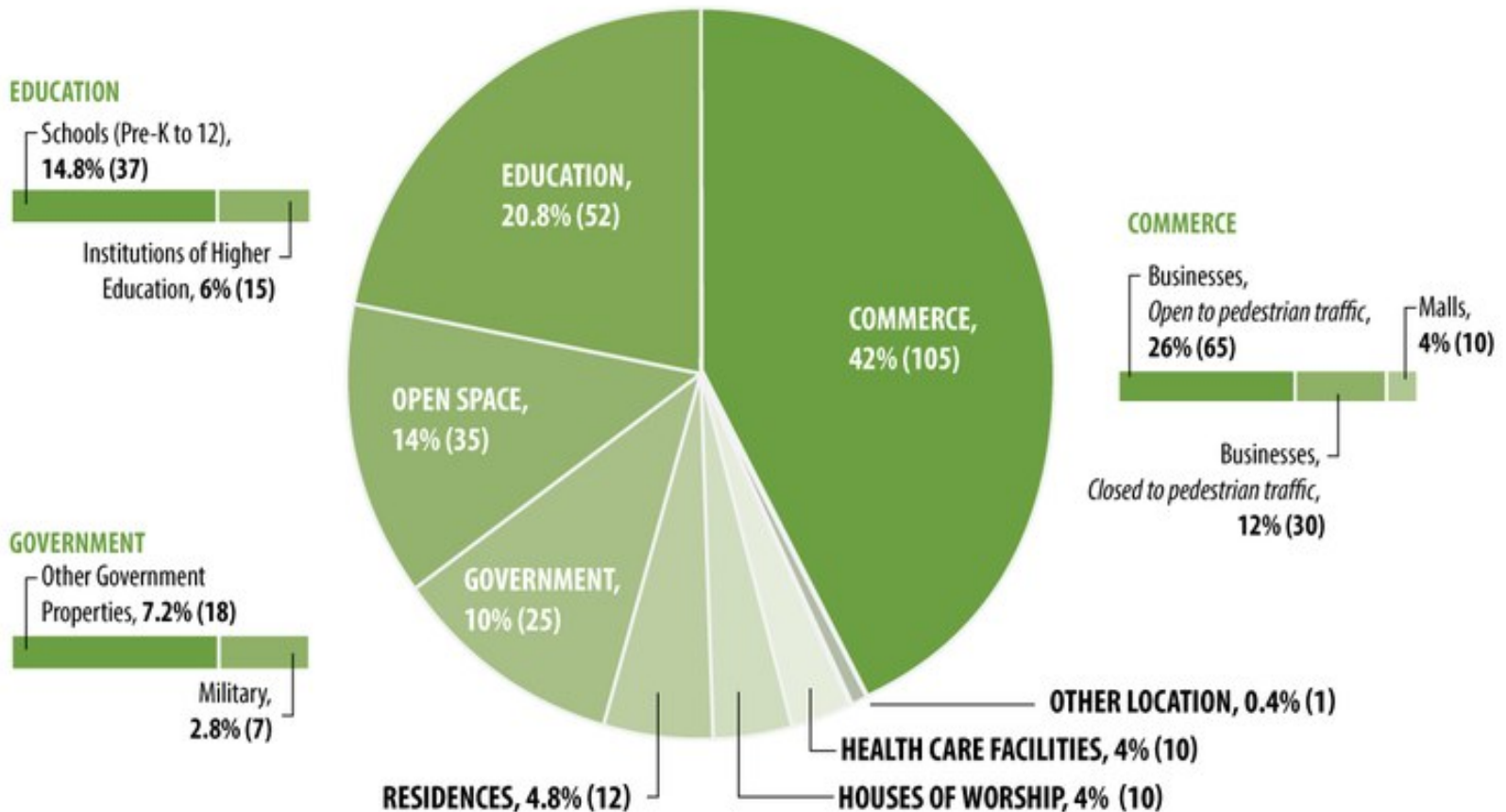
X Death toll *excluding assailant(s)*



Source: Gun Violence Archive

Quick Look: 250 Active Shooter Incidents in the United States From 2000 to 2017

Location Categories



INCIDENT TIMELINE

- SUSPECT SELECTS VICTIMS & LOCATION
- PREPARES WEAPONS, TACTICAL PLAN & POSSIBLY THE LOCATION ITSELF
- ARRIVES AT SCENE AND INITIATES VIOLENCE
- CONTINUES UNTIL SATIATED AND/OR DEAD
- LAW ENFORCEMENT RESPONDS
- CRISIS MOVES FROM RESCUE TO RECOVERY
- COMMUNITY RETURNS TO SOME FORM OF NORMALCY

SUSPECT PROFILE

- ALIENATED, PSYCHOLOGICAL PROBLEMS OR RADICALIZED
 - DIVORCE, DV ISSUES, DISGRUNTLED EMPLOYEES
 - “LONER” TYPES
 - HAS BEEN “WRONGED” OR VICTIMIZED
 - MAY NOT HAVE A CRIMINAL RECORD
 - “RED FLAGS” ARE COMMONLY PRESENT
- PREPARED FOR A LETHAL FORCE ENCOUNTER

PRETENSE FOR AGGRESSION

- BLAMES OTHERS FOR THEIR PREDICAMENT
- BEHAVIORAL INADEQUACIES
 - DIFFICULTY COPING WITH LOSSES & FAILURES
- FAMILY PROBLEMS
- RECENT PRECIPITATING EVENT(S)
 - BULLIED OR TEASED
- HOPELESSNESS AND/OR SUICIDAL


PROFILES OF A KILLER

- ASSAULTER—WILL HARM OR KILL UNTIL STOPPED
- HOMICIDAL/SUICIDAL—WILL HARM OR KILL AND THEN TAKE THEIR OWN LIFE
- CHARLATAN—MAY HARM OR KILL BUT AWAITS APPREHENSION
- SPONTANEOUS—WILL HARM OR KILL, THEN BARRICADE THREATENING SUICIDE AND/OR TAKE HOSTAGES
- DELIBERATE HOSTAGE TAKER—A SPECIFIC INTENT TO ABDUCT AND KILL, IF NECESSARY

5 PHASES TO AN ACTIVE SHOOTER

1. THE FANTASY STAGE
2. THE PLANNING STAGE
3. THE PREPARATION STAGE
4. THE APPROACH STAGE
5. THE IMPLEMENTATION STAGE

THE FANTASY STAGE



THE SHOOTER WILL FANTASIZE ABOUT DOING A SHOOTING AND THE HEADLINES HE WILL RECEIVE. THE SHOOTER MAY DRAW PICTURES AND/OR WRITE STORIES OF THE EVENT AND EVEN MAKE WEBSITE POSTINGS WARNING PEOPLE OF SUCH AN EVENT. THE GOAL IS TO ACHIEVE THE “HIGH SCORE”.

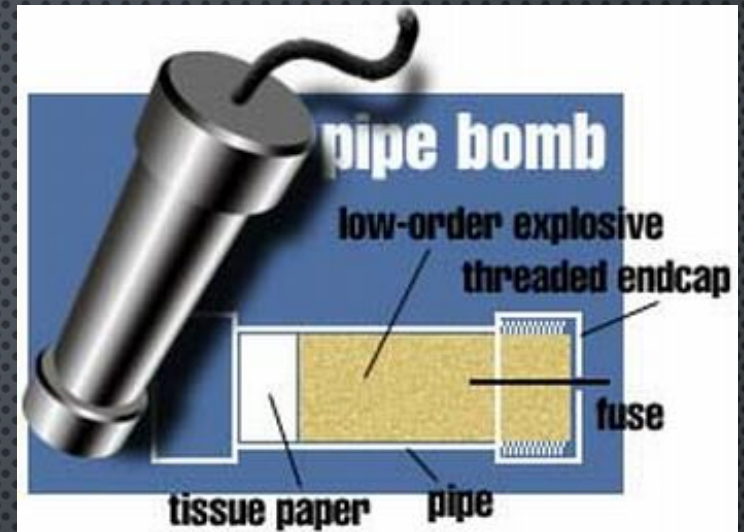
THE PLANNING STAGE



THE SHOOTER WILL DECIDE WHO, WHAT, WHEN, WHERE AND HOW THE SHOOTING SPREE WILL OCCUR. HE WILL START WRITING HIS PLANS AND DECIDE THE TIME AND LOCATION OF THE EVENT, ALONG WITH WHAT WEAPONS ARE NEEDED. THE SHOOTER MAY PREPARE A SHOPPING LIST OF NEEDED ITEMS. HE MAY DETERMINE HOW TO TRAVEL TO THE LOCATION AND CONCEAL THE WEAPONS.



THE PREPARATION STAGE



THE SHOOTER WILL BEG, BORROW, BUY OR STEAL THE NECESSARY ITEMS. OFTEN TIMES, STEALING FROM HIS OWN FAMILY. GUNS, AMMUNITION AND EVEN MATERIALS NEEDED TO MAKE BOMBS. THE SHOOTER MAY ALSO VISIT THE LOCATION OF THE PLANNED ATTACK AND MAKE DRAWINGS OF THE LOCATION.



THE APPROACH STAGE



THE SHOOTER IS ENROUTE TO THE TARGET DESTINATION AND HIS MINDSET IS ABOUT KILLING AND ACHIEVING “HIGH SCORE” WITHOUT THE CONCERN FOR HIS OWN SAFETY, OR CAPTURE.

THE IMPLEMENTATION STAGE



THE SHOOTER'S FANTASY BECOMES A REALITY AS HE OPENS FIRE. HE WILL CONTINUE TO SHOOT HIS INTENDED VICTIM/VICTIMS AND OTHERS OF OPPORTUNITY. HE WILL MOVE THROUGHOUT BUILDINGS/AREAS UNTIL HE RUNS OUT OF VICTIMS, AMMUNITION, STOPPED BY THE POLICE OR COMMITS SUICIDE.

ON-DUTY OFFICERS

- MOST LIKELY PATROL OFFICERS
- MINDSET
- TRAINING
- SELF-DEPLOYMENT

IF WE DON'T.....

WHAT TO DO?

- RUN
- HIDE
- FIGHT

The following video contains graphic content of a violent nature.

Viewer discretion is advised.

RUN

- IF YOU HAVE THE OPPORTUNITY FIND THE CLOSEST EXIT, RUN AWAY FROM THE LOCATION AND CALL 911.

HIDE

- IF YOU CAN NOT FIND A WAY OUT SAFELY. FIND A SECURE PLACE AND BARRICADE YOURSELF AND OTHERS IN PLACE.

FIGHT

- AS A LAST SOLUTION BE PREPARED TO FIGHT FOR YOUR LIFE AND THE LIFE OF OTHERS.

GOD BLESS AMERICA

